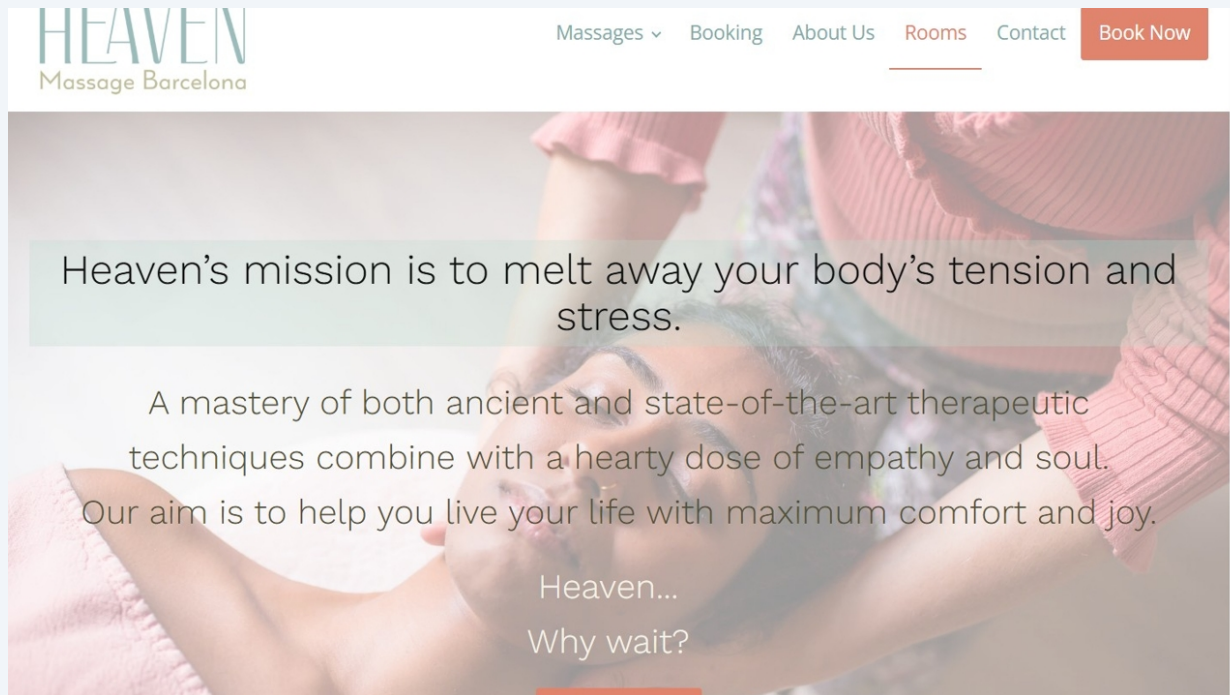
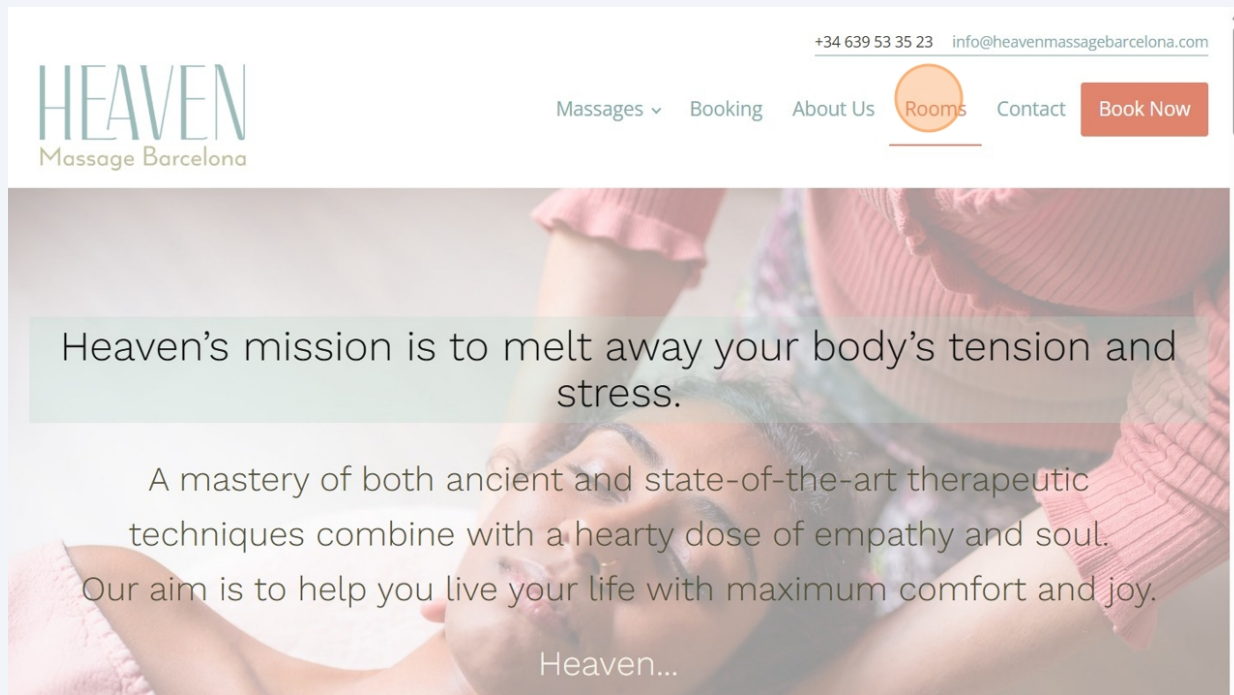


# Booking a Massage Session Online

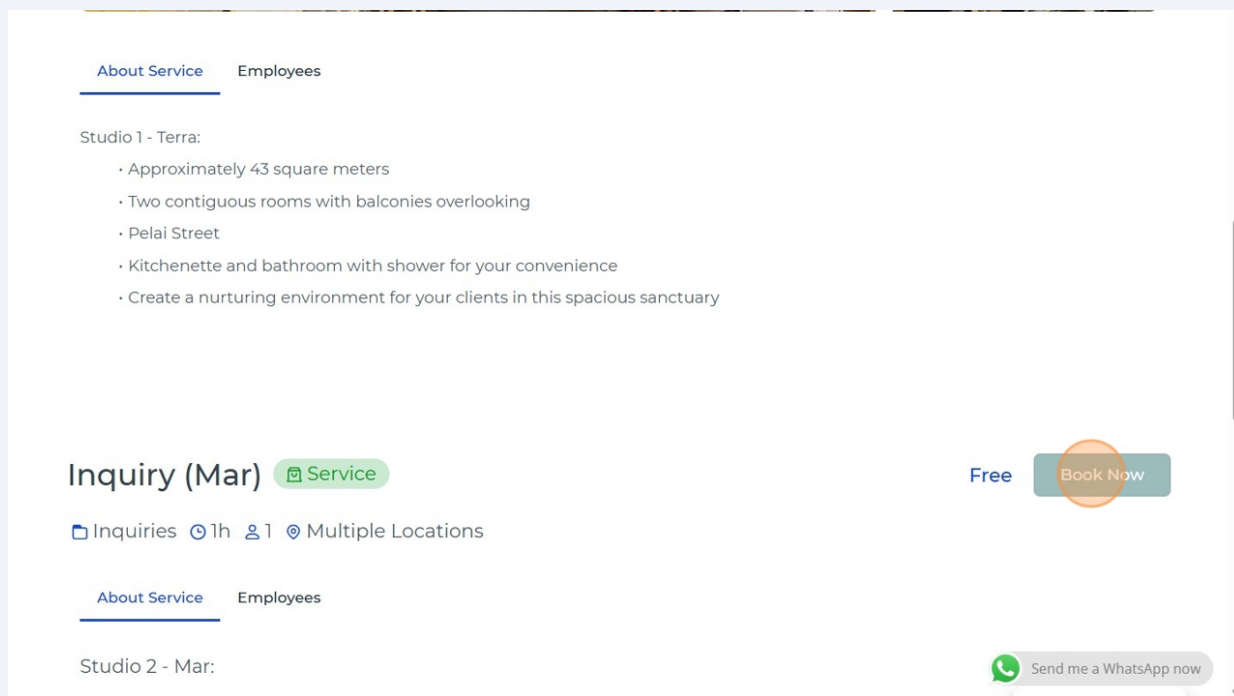
1 Navigate to <https://heavenmassagebarcelona.com/>



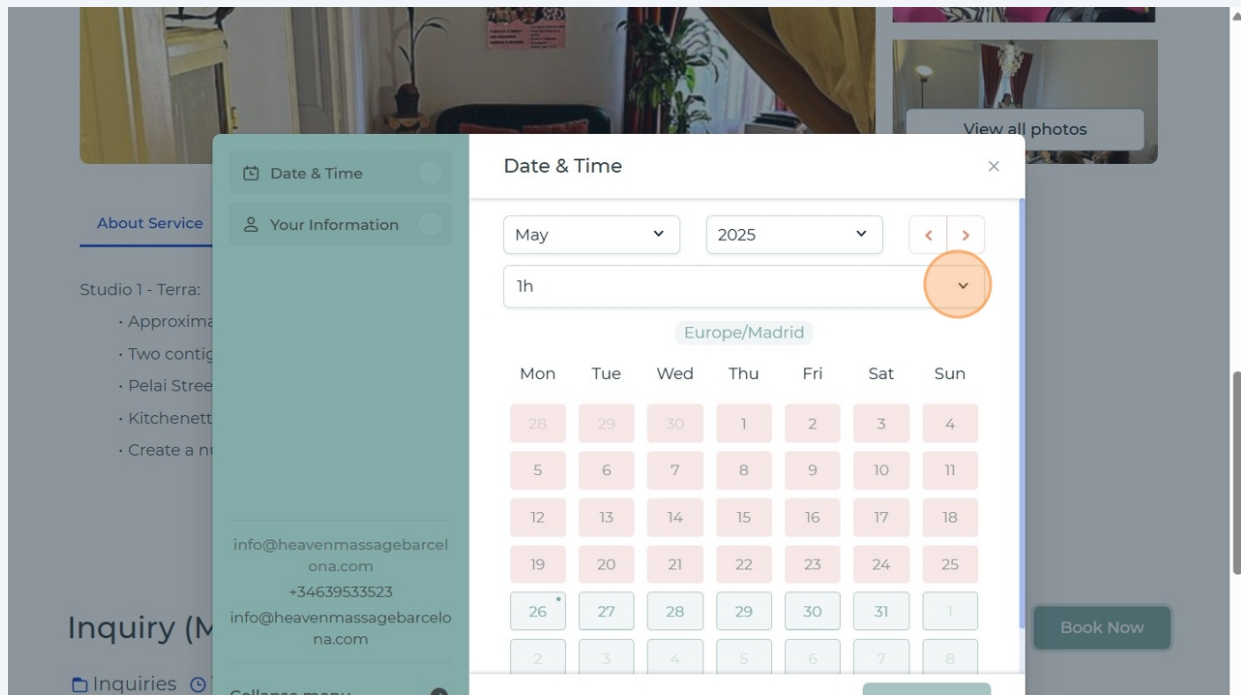
## 2 Click "Rooms"



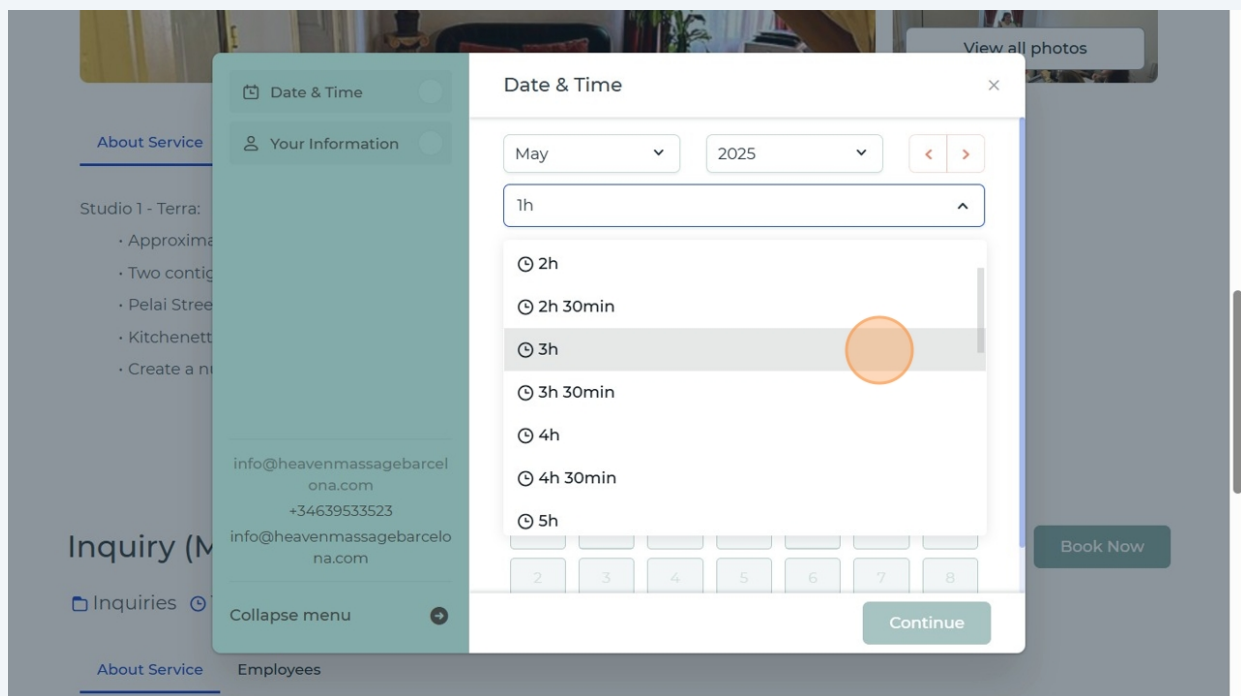
## 3 Choose the correct room you wish to request and press "Book Now"



4 Choose the correct timeframe for your event by opening available timeslots.



5



## 6 Choose date you wish to book.

The screenshot shows a web application for booking a massage. A modal titled "Date & Time" is open, displaying a calendar for May 2025. The date May 30 is highlighted with an orange circle. The modal also shows a time selection dropdown set to "3h" and a "Continue" button. In the background, a sidebar contains contact information for "Heaven Massage Barcelona" and a "Book Now" button.

**Date & Time**

May 2025

3h

Europe/Madrid

Mon	Tue	Wed	Thu	Fri	Sat	Sun
28	29	30	1	2	3	4
5	6	7	8	9	10	11
12	13	14	15	16	17	18
19	20	21	22	23	24	25
26	27	28	29	30	31	1
2	3	4	5	6	7	8

Continue

Book Now

Send me a WhatsApp now

## 7 And select time you wish to book.

The screenshot shows the same web application, but now the "Date & Time" modal displays a grid of time slots for May 30, 2025. The time slot "12:00 PM - 3:00 PM" is highlighted with an orange circle. The modal also shows a "Continue" button. In the background, the sidebar and "Book Now" button are visible.

**Date & Time**

May 30, 2025 - 8:45 AM

May 30, 2025 - 8:45 AM

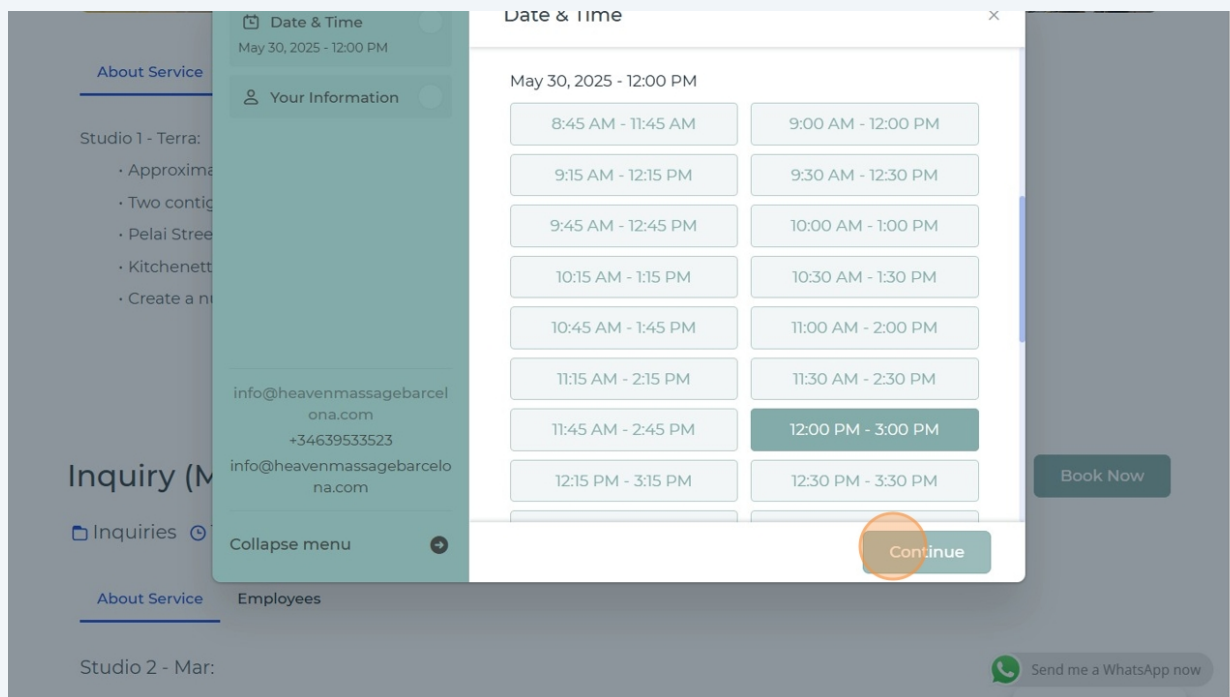
8:45 AM - 11:45 AM	9:00 AM - 12:00 PM
9:15 AM - 12:15 PM	9:30 AM - 12:30 PM
9:45 AM - 12:45 PM	10:00 AM - 1:00 PM
10:15 AM - 1:15 PM	10:30 AM - 1:30 PM
10:45 AM - 1:45 PM	11:00 AM - 2:00 PM
11:15 AM - 2:15 PM	11:30 AM - 2:30 PM
11:45 AM - 2:45 PM	12:00 PM - 3:00 PM
12:15 PM - 3:15 PM	12:30 PM - 3:30 PM

Continue

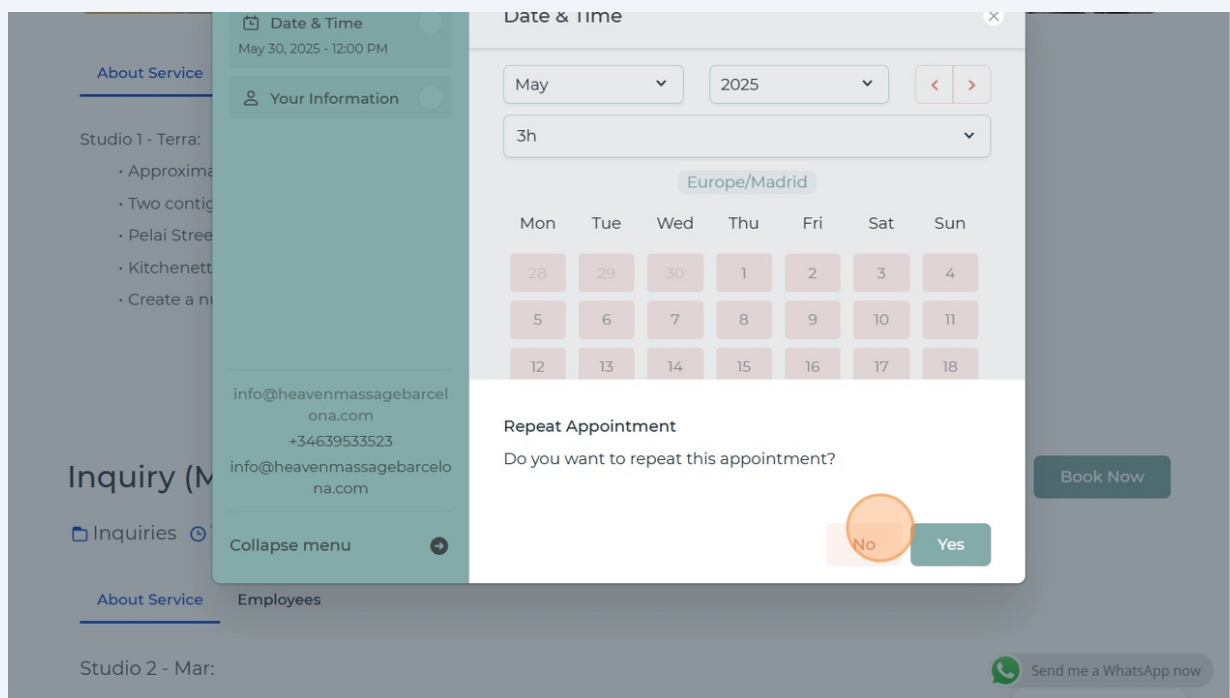
Book Now

Send me a WhatsApp now

## 8 Click "Continue"

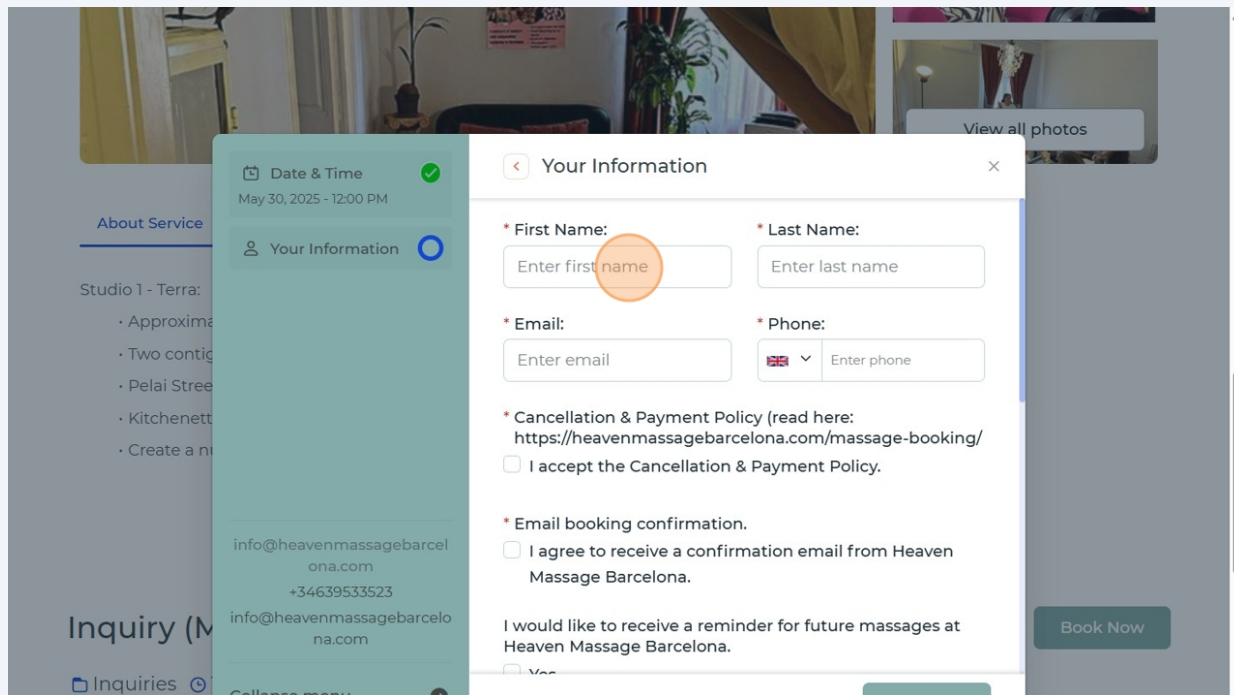


## 9 Select if you wish to repeat appointment or no.





## 10 Fill out your details. First name field.



The screenshot shows a mobile app interface with a 'Your Information' form overlay. The form has a title bar with a back arrow and a close 'X' button. It contains several input fields: 'First Name' (highlighted with an orange circle), 'Last Name', 'Email', and 'Phone'. The 'Phone' field includes a dropdown menu for country codes, currently showing the UK flag. Below the input fields are two sections of text with checkboxes: 'Cancellation & Payment Policy' and 'Email booking confirmation'. At the bottom of the form, there is a checkbox for receiving reminders and a 'Book Now' button. The background of the app shows a 'Date & Time' section with a green checkmark and a list of services under 'Studio 1 - Terra'.

**Your Information**

\* First Name:

\* Last Name:

\* Email:

\* Phone:

\* Cancellation & Payment Policy (read here: <https://heavenmassagebarcelona.com/message-booking/>)

☐ I accept the Cancellation & Payment Policy.

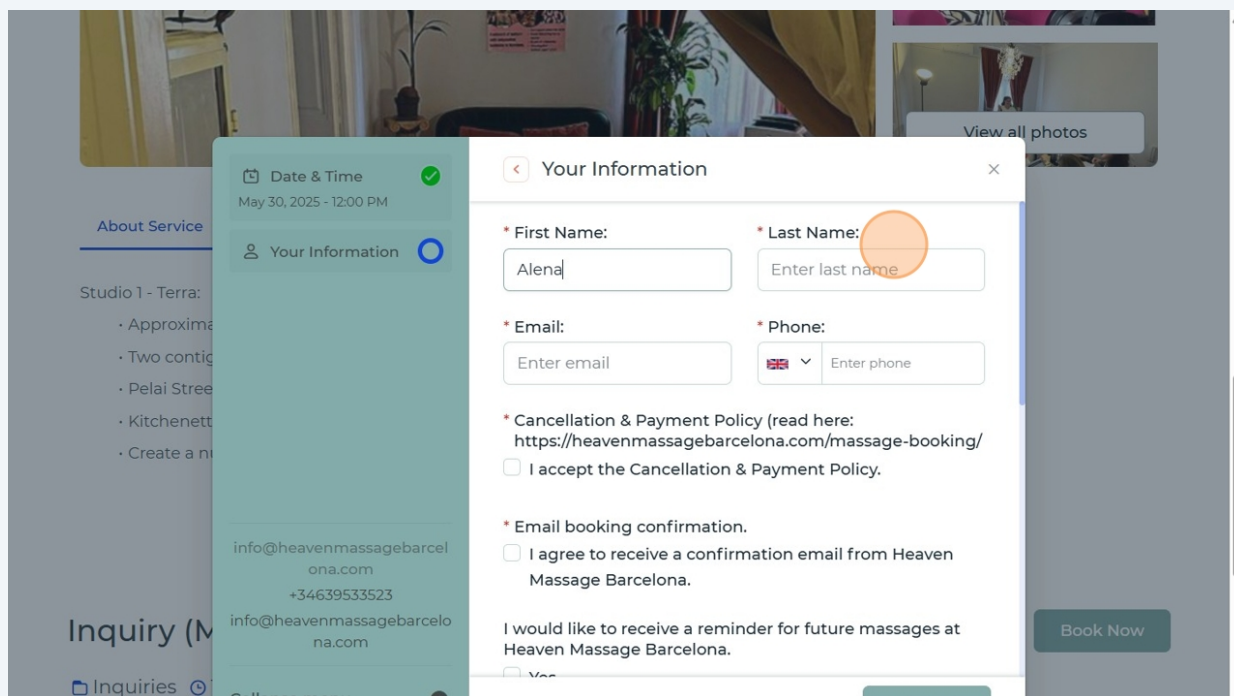
\* Email booking confirmation.

☐ I agree to receive a confirmation email from Heaven Massage Barcelona.

I would like to receive a reminder for future massages at Heaven Massage Barcelona.

☐ Yes

## 11 "Enter last name" field.



This screenshot is identical to the previous one, but the 'Last Name' field is now highlighted with an orange circle. The 'First Name' field now contains the text 'Alena'.

**Your Information**

\* First Name:

\* Last Name:

\* Email:

\* Phone:

\* Cancellation & Payment Policy (read here: <https://heavenmassagebarcelona.com/message-booking/>)

☐ I accept the Cancellation & Payment Policy.

\* Email booking confirmation.

☐ I agree to receive a confirmation email from Heaven Massage Barcelona.

I would like to receive a reminder for future massages at Heaven Massage Barcelona.

☐ Yes

12 Click the "Enter email" field.

The screenshot shows a mobile application interface with a modal form titled "Your Information". The form contains several input fields: "First Name" (filled with "Alena"), "Last Name" (filled with "Burgos"), "Email" (with a placeholder "Enter email" and an orange circle highlighting it), and "Phone" (with a dropdown menu showing a flag and a placeholder "Enter phone"). Below these fields are two sections of text with checkboxes. The first section is "Cancellation & Payment Policy (read here: https://heavenmassagebarcelona.com/message-booking/)" with a checkbox labeled "I accept the Cancellation & Payment Policy." The second section is "Email booking confirmation." with a checkbox labeled "I agree to receive a confirmation email from Heaven Massage Barcelona." At the bottom of the form, there is a line of text "I would like to receive a reminder for future massages at Heaven Massage Barcelona." followed by a checkbox labeled "Yes". A "Book Now" button is visible in the bottom right corner of the background. On the left side of the background, there is a sidebar menu with options like "Date & Time", "Your Information", and "Inquiry (M)".

13 Read and accept policy "I accept the Cancellation & Payment Policy."

This screenshot is similar to the previous one, showing the "Your Information" form. In this step, the orange circle highlights the checkbox labeled "I accept the Cancellation & Payment Policy." under the "Cancellation & Payment Policy" section. The "Email" field now contains the text "info@alenaburgos.online". The "Phone" field still has the placeholder "Enter phone". The "Book Now" button is still present in the bottom right. The sidebar menu on the left remains the same.

## 14 Confirm we can send you confirmation email.

The screenshot shows a web form titled "your information" with a sidebar menu on the left. The sidebar menu includes "Date & Time" (May 30, 2025 - 12:00 PM), "Your Information" (selected), and contact information (info@heavenmessagebarcelona.com, +34639533523). The form fields are:

- \* First Name: Alena
- \* Last Name: Burgos
- \* Email: info@alenaburgos.online
- \* Phone: [Flag] Enter phone
- \* Cancellation & Payment Policy (read here: <https://heavenmessagebarcelona.com/massage-booking/>)
- ☒ I accept the Cancellation & Payment Policy.
- \* Email booking confirmation.  
☐ I agree to receive a confirmation email from Heaven Message Barcelona.
- I would like to receive a reminder for future massages at Heaven Message Barcelona.  
☐ Yes

The form has a "Continue" button at the bottom right. A "Book Now" button is visible on the right side of the page. A "Send me a WhatsApp now" button is at the bottom right.

## 15 Fill out details of the event.

The screenshot shows a web form titled "Your Information" with a sidebar menu on the left. The sidebar menu includes "Date & Time" (May 30, 2025 - 12:00 PM), "Your Information" (selected), and contact information (info@heavenmessagebarcelona.com, +34639533523). The form fields are:

- ☐ No, I would not.
- I want to receive updates and special offers to my inbox. No spam, ever. We'll never share your email, and you're free to unsubscribe any time.  
☐ Yes, I would love that!  
☐ No, thank you.
- \* Name of the event
- \* Type of the event
- \* Expected number of guests

The form has a "Continue" button at the bottom right. A "Book Now" button is visible on the right side of the page. A "Send me a WhatsApp now" button is at the bottom right.



16

**your information**

☐ No, I would not.

I want to receive updates and special offers to my inbox. No spam, ever. We'll never share your email, and you're free to unsubscribe any time.

☐ Yes, I would love that!

☐ No, thank you.

\* Name of the event

\* Type of the event

\* Expected number of guests

[Continue](#)

[Book Now](#)

[Send me a WhatsApp now](#)

17 Double-click this text field.

**your information**

☐ No, I would not.

I want to receive updates and special offers to my inbox. No spam, ever. We'll never share your email, and you're free to unsubscribe any time.

☐ Yes, I would love that!

☐ No, thank you.

\* Name of the event

\* Type of the event

\* Expected number of guests

[Continue](#)

[Book Now](#)

[Send me a WhatsApp now](#)

18

Add your social media links (if you have one) or just a dot if you don't wish to share.

The screenshot shows a web application interface. On the left is a sidebar menu with links: 'About Service', 'Inquiries', 'Employees', and 'Studio 2 - Mar:'. The main content area is titled 'your information' and contains a form with the following fields: 'Name of the event' (filled with 'Message'), 'Type of the event' (filled with 'Message session'), 'Expected number of guests' (filled with '1'), and 'Link to your website/social media' (empty). A sidebar menu on the left lists 'Date & Time' (May 30, 2025 - 12:00 PM) and 'Your Information'. The 'Continue' button at the bottom right of the form is highlighted with an orange circle.

19

Click "Continue"

This screenshot is identical to the one above, showing the 'your information' form. The 'Continue' button at the bottom right of the form is highlighted with an orange circle, indicating the next step in the process.

## 20 To manage your requests, follow "Customer Panel"

**About Service**

Studio 1 - Terra:

- Approximate
- Two contig
- Pelai Stree
- Kitchenett
- Create a n

**Inquiry (M)**

[Inquiries](#)

**About Service** **Employees**

Studio 2 - Mar:

**Add to Calendar**

Google Outlook Yahoo! Apple

info@heavenmassagebarcelona.com  
+34639533523  
info@heavenmassagebarcelona.com

**Collapse menu**

**Congratulations**  
Appointment ID #535

Date: May 30, 2025  
Local Time: 12:00 PM  
Service: Inquiry (Mar)  
Employee: Room Mar  
Location: Carrer Pelai 12, 08001 Barcelona

Your Name: Alena Burgos  
Email Address: a.borovickova@seznam.cz  
Phone Number: 669925674

**Book Now**

**Customer Panel** **Finish**

[Send me a WhatsApp now](#)

## 21 Create log in password.

**Set Password**  
Enter, and re-enter your new password to continue

\* New Password:

\* Re-type New Password:

**Set Password**

[Send me a WhatsApp now](#)

22


**Set Password**

Enter, and re-enter your new password to continue

\* New Password:

\* Re-type New Password:

Set Password

 Send me a WhatsApp now

23 Click "Set Password"


**Set Password**

Enter, and re-enter your new password to continue

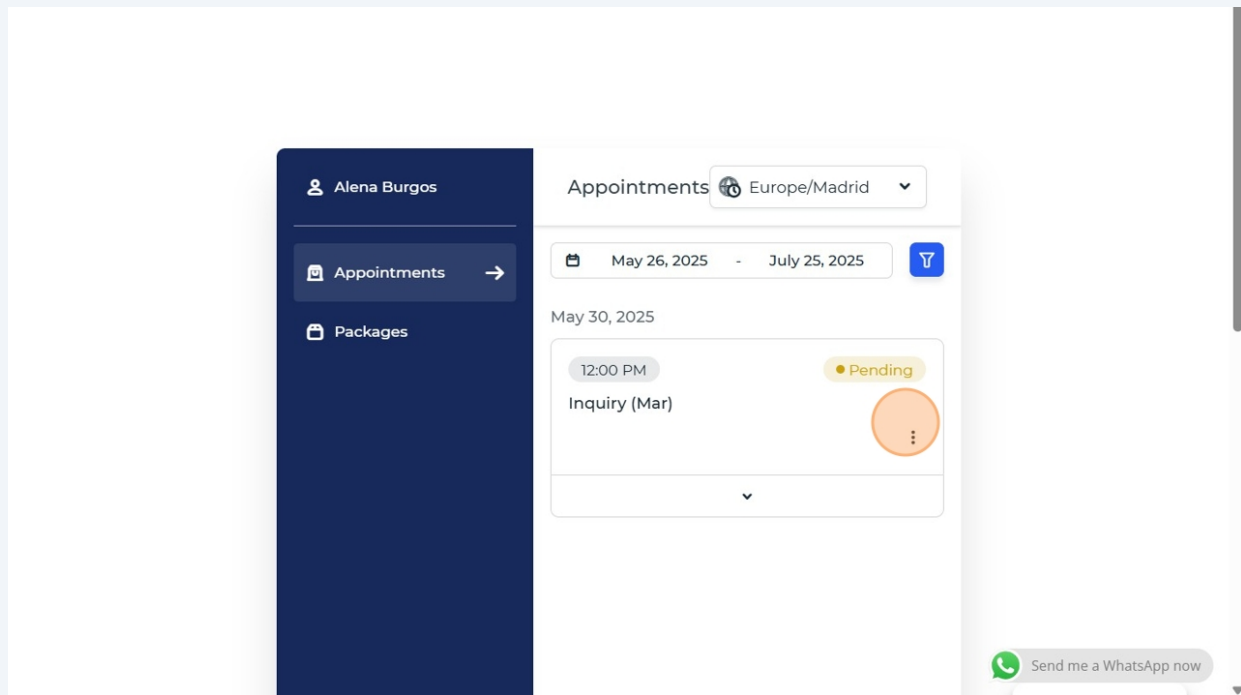
\* New Password:

\* Re-type New Password:

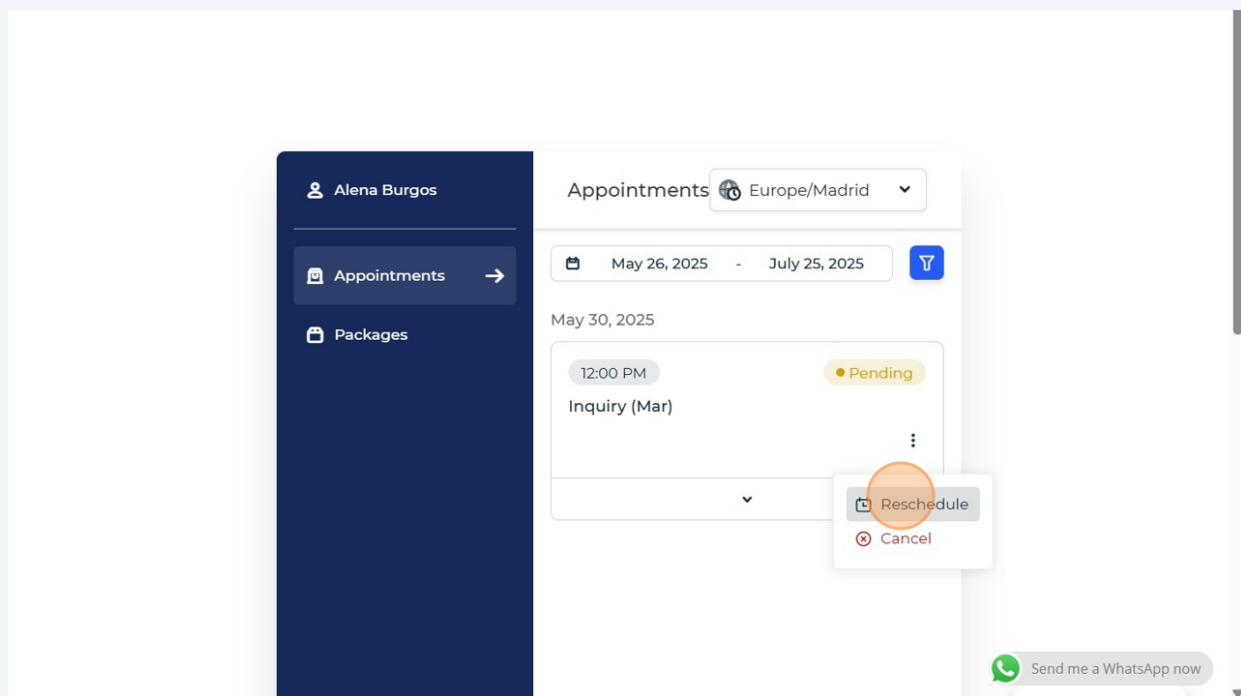
Set Password

 Send me a WhatsApp now

**24** You can manage your requests/bookings in your profile.

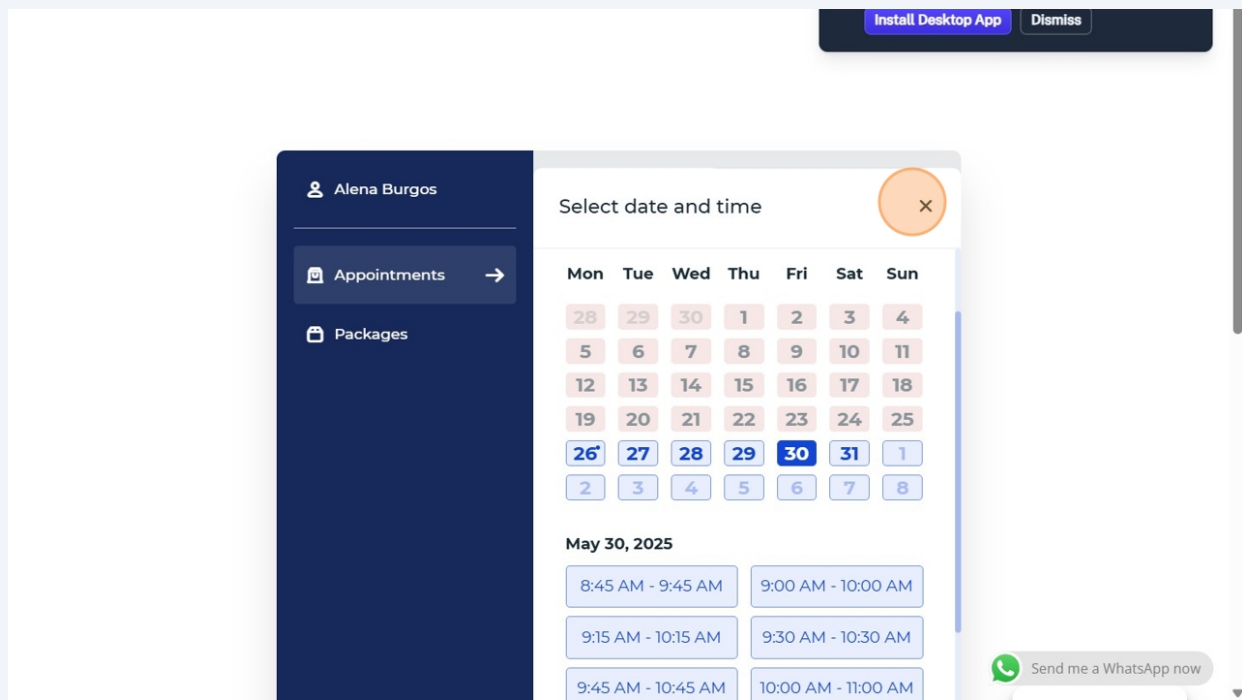


**25** Click "Reschedule"

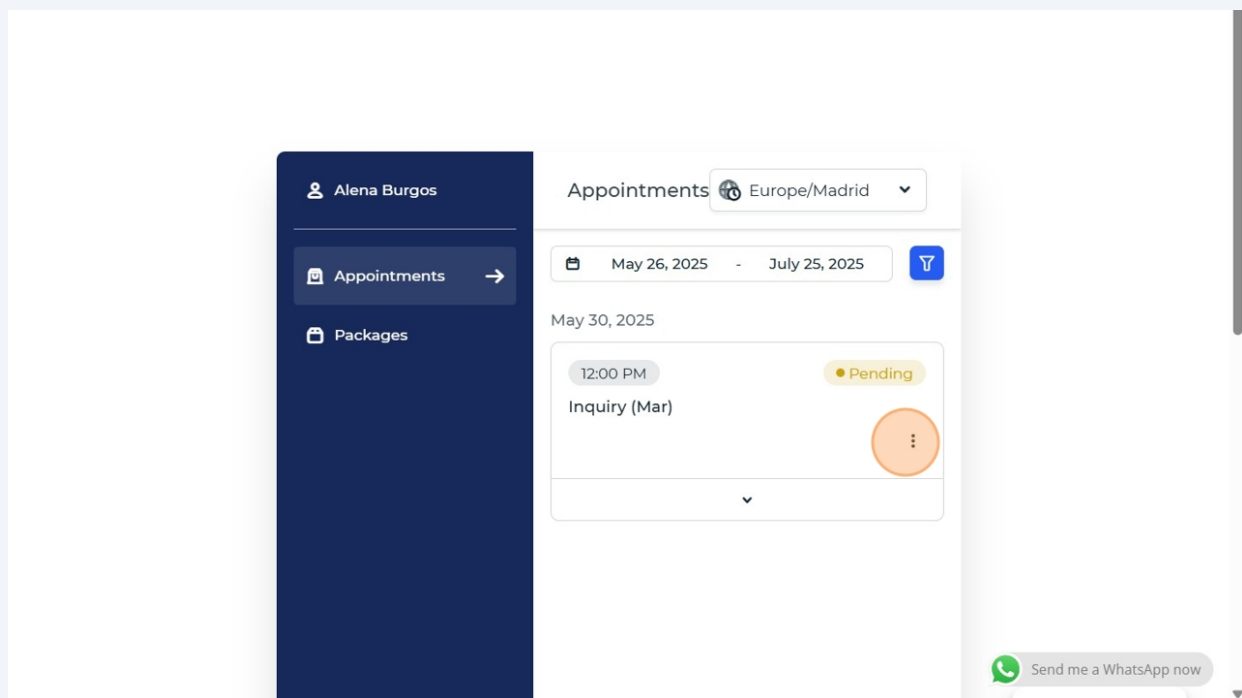




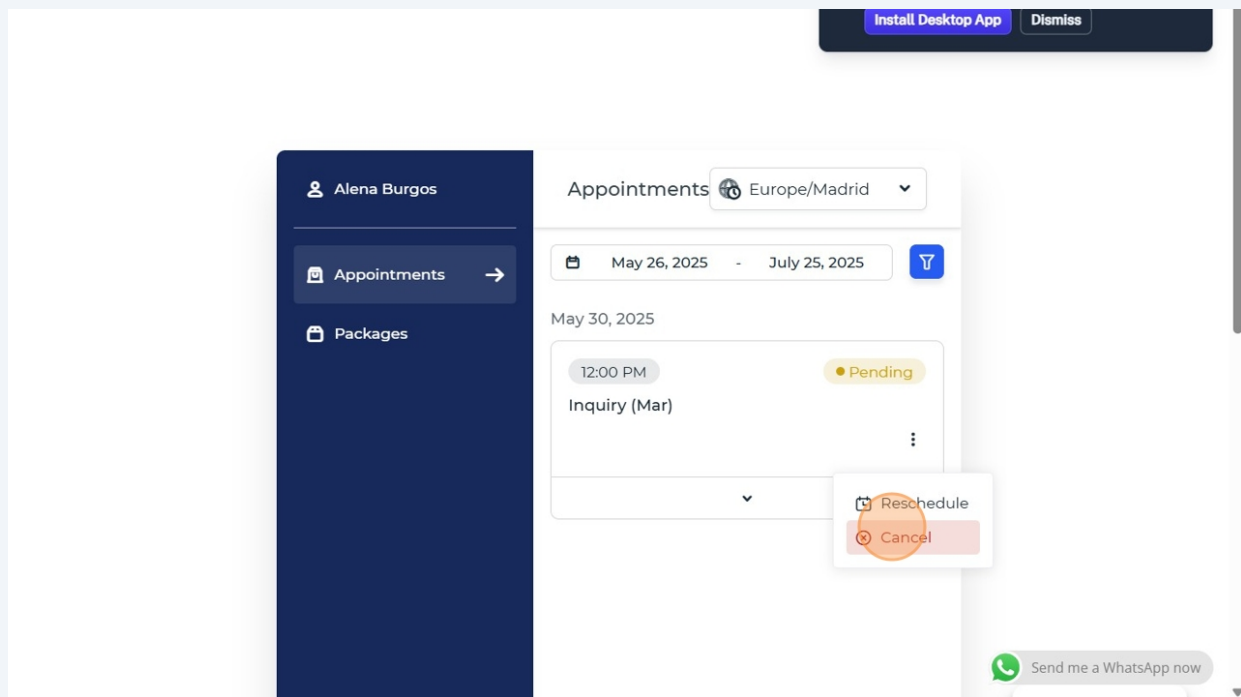
26 Click here.



27 Click here.



## 28 Click "Cancel"



## 29 Click "Confirm"

